

STEELPUMPS

E V O L U T I O N

X-AMV/MV B Series

Self priming vertical multi stage centrifugal jet pump with or without electronic pressure control, single or 3 phase.

PLUS

UP/Down technology for submerged, surface or underground installation.

Protection rating IP 68.

Automatic version includes pressure control, anti-blocking system and dry run protection with automatic restart.

MATERIALS

Motor body: Aisi 304

Pump body: Aisi 304

Rotor shaft: Aisi 420

Supporting flanges: Polypropylene

Diffuser, Impeller and Venturi Jet: Noryl

Rear cap: Polypropylene

Basis: Aisi 304

Mechanical seal: Silicon Carbide

Mechanical seal lubricated by a special oil chamber

A2 Stainless steel bolts

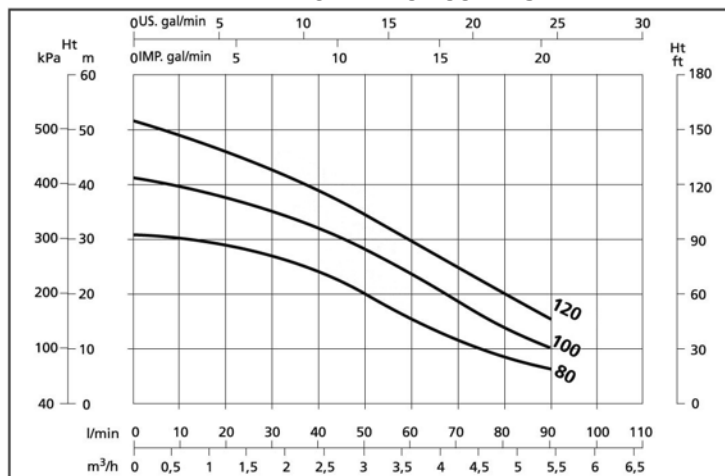
NBR70 O-ring

H07RN-F Electric cable 10m length with Schuko plug

Tropicalized circuit board in compliance with the RoHS directive



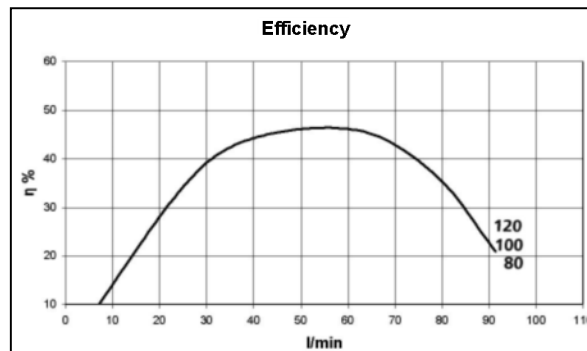
PERFORMANCE CURVES



ELECTRICAL FEATURES

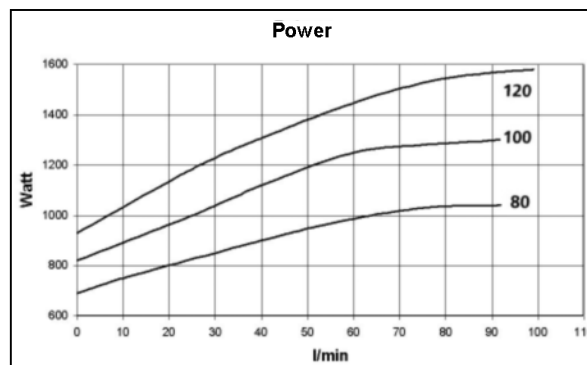
Code	P2 Nom.		3~ 50Hz Amps		1~ 50Hz Amps	Cap. μ F
	KW	HP	230V	400V	230V	
X-AMV/MV 80B	0.6	0.8	2.4	1.6	4.8	16
X-AMV/MV 100B	0.75	1	3	2	6	18
X-AMV/MV 120B	0.9	1.2	3.3	2.5	7.2	20

Class F insulated motor | S1 Motor Service Factor.



HYDRAULIC FEATURES

Code	Q (l/m) FLOW								
	0	30	40	50	60	70	80	90	100
	H HYDRAULIC HEAD (m)								
X-AMV/MV 80B	33	28	23	20	18	13	10	7	
X-AMV/MV 100B	42	35	30	28	24	18	15	10	
X-AMV/MV 120B	52	43	40	35	30	25	20	15	8



CHARACTERISTICS AND INSTALLATION

Drained Liquid	Clean Water
Liquid temperature range	+2°C to +37°C
Air temperature	max +45°C
Maximum depth	5m
Calibrating pressure rate switch	1.5 bar

DIMENSIONS AND WEIGHTS

Code	Measurement (mm unless indicated)							Weight Kg
	A	N	H	H1	N1	DMN	DNA	
X-AMV/MV 80B	520	210	394	38	112	1"¼	1"	16.5
X-AMV/MV 100B	520	210	394	38	112	1"¼	1"	17
X-AMV/MV 120B	520	210	394	38	112	1"¼	1"	18

