

# STEELPUMPS

E V O L U T I O N

## X-AMV/MV PRO Series

Self priming vertical multi stage centrifugal jet pump with or without electronic pressure control, single or 3 phase.

### PLUS

UP/Down technology for submerged, surface or underground installation.

Protection rating IP 68.

Automatic version includes pressure control, anti-blocking system and dry run protection with automatic restart.

### MATERIALS

Motor body: Aisi 304

Pump body: Aisi 304

Rotor shaft: Aisi 420

Supporting flanges: Brass

Impellers: Aisi 420

Diffusers and Venturi Jet: Noryl

Rear cap: Polypropylene

Basis: Aisi 304

Mechanical seal: Ceramic/Graphite

Mechanical seal lubricated by a special oil chamber

A2 Stainless steel bolts

NBR70 O-ring

H07RN-F Electric cable 10m length with Schuko plug

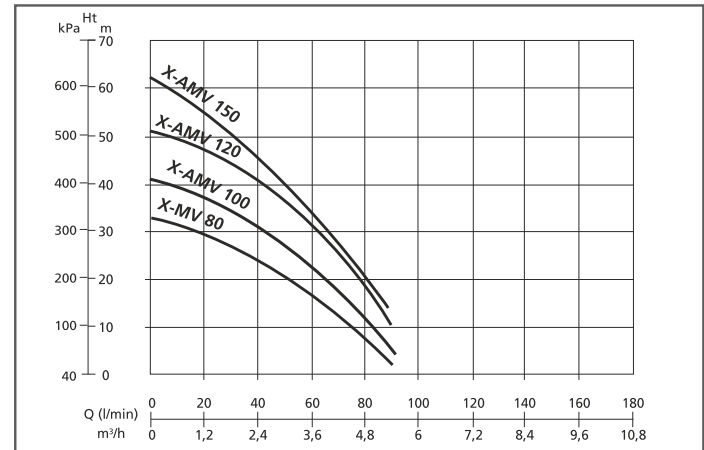
Tropicalized circuit board in compliance with the RoHS directive



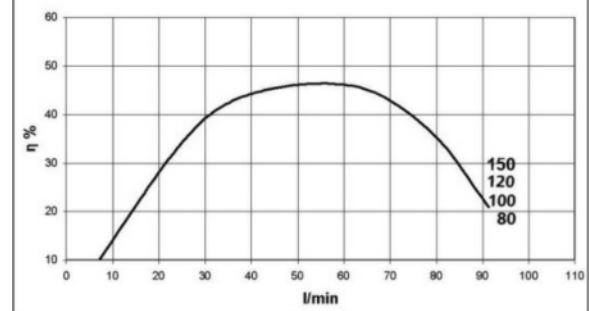
CE



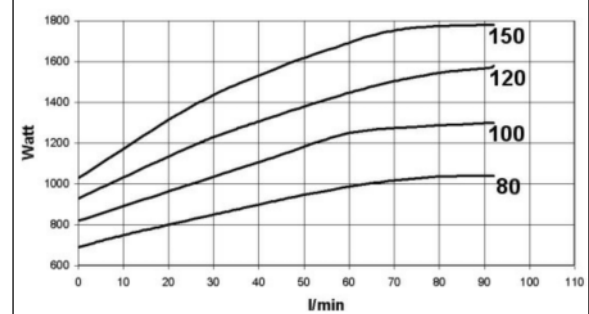
### PERFORMANCE CURVES



### Efficiency



### Power



### ELECTRICAL FEATURES

Code	P2 Nom.		3~ 50Hz Amps		1~ 50Hz Amps	Cap. μF
	KW	HP	230V	400V	230V	
X-AMV/MV 80	0.6	0.8	2.4	1.6	4.8	16
X-AMV/MV 100	0.75	1	3	2	6	18
X-AMV/MV 120	0.9	1.2	3.3	2.5	7.2	20
X-AMV/MV 150	1.1	1.5	3.6	2.7	8.4	20
Class F insulated motor			S1 Motor Service Factor			

### HYDRAULIC FEATURES

Code	Q (l/m) FLOW					
	0	20	40	60	80	100
H HYDRAULIC HEAD (m)						
X-AMV/MV 80	33	28	23	18	10	5
X-AMV/MV 100	42	37	30	24	15	8
X-AMV/MV 120	52	46	40	30	20	9
X-AMV/MV 150	63	54	45	36	25	10

### CHARACTERISTICS AND INSTALLATION

Drained Liquid	Clean Water
Liquid temperature range	+2°C to +37°C
Air temperature	max +45°C
Maximum depth	5m
Calibrating pressure rate switch	1.5 bar

### DIMENSIONS AND WEIGHTS

Code	Measurement (mm unless indicated)							Weight Kg
	A	N	H	H1	N1	DMN	DNA	
X-AMV/MV 80	533	210	394	38	112	1"¼	1"	16.5
X-AMV/MV 100	533	210	394	38	112	1"¼	1"	17
X-AMV/MV 120	533	210	394	38	112	1"¼	1"	18
X-AMV/MV 150	533	210	394	38	112	1"¼	1"	19

